

# GHBH Series

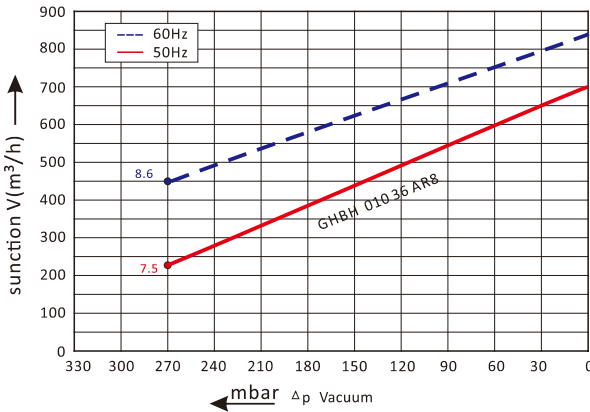
## GHBH 010 36 AR8-IE3

### Technical datasheet

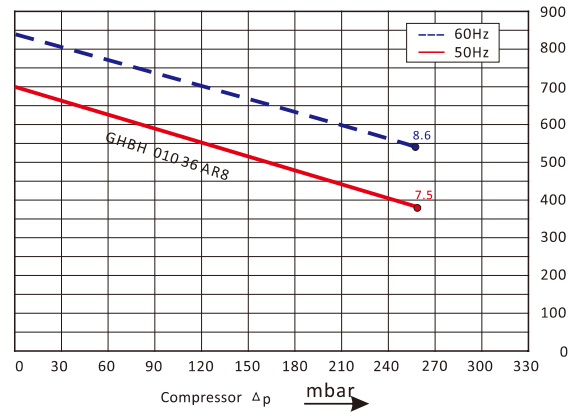


#### Goorui blower performance curves

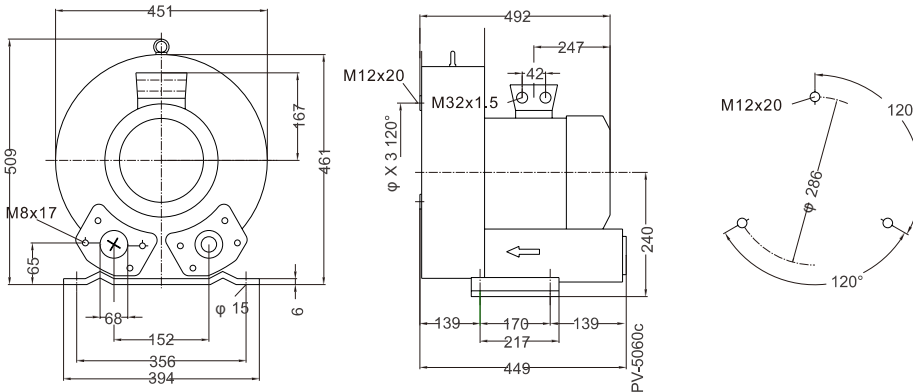
##### Vacuum selection diagram curve



##### Compressor selection diagram curve



#### Goorui blower installation drawing



#### Goorui blower parameter

Model	Frequency	Output	voltage	Current	airflow	pressure		noise	Weight
						vacuum	compressor		
	Hz	KW	V	A	m³/h	mbar	mbar	dB(A)	kg
<b>3~ 50/60Hz IP55 INSULATION class H with Thermal Protector</b>									
GHBH 010 36 AR8	50	7.5	345-415 Δ/600-690Y	16.7 Δ/9.6Y	700	-270	260	70	69
GHBH 010 36 AR8	60	8.6	380-480 Δ/660-720Y	17.3 Δ/10.0Y	840	-270	260	74	69

The performance curves of Goorui blower is tested through below ways:

Under one atmospheric pressure, suck 15°C air and then you can calculate the data, of course allow 10% difference, and when the sucked air and surroundings temperature are not higher than 25°C, you still can get total pressure difference as the curves shows.